



Asset Protection and
Optimisation (ASPRO)



Utility/ Highway Authority Works & ASPRO

Guidance

Key point cards have been produced, as a reminder of the Asset Protection Procedures for Street & Road works adjacent to Network Rail Infrastructure

Valid from June 2025 - Revision 0.1

Network Rail Asset Protection
Utility/Highway Authority Works near the Railway -
Guidance

IN THE EVENT OF A SAFETY INCIDENT PLEASE CONTACT
NETWORK RAIL NATIONAL EMERGENCY 24 HOUR HELPLINE
03457 11 41 41

Background

The New Roads and Street Works Act 1991 (NRSWA) regulates how statutory undertakers, such as utility companies and local authorities, carry out street and road works, aiming to minimise disruption and ensure safety. However, NRSWA, along with the Highways Act, the Health and Safety at Work etc. Act 1974 (HSWA), and the Construction (Design and Management) Regulations 2015 (CDM), makes clear that the responsibility for managing safety risks near railway infrastructure lies with the party undertaking the works.

Therefore, if works impact the railway, Network Rail is entitled to recover reasonable costs for the oversight and protective measures it must implement to fulfil its statutory safety obligations.

ASSET PROTECTION CUSTOMER EXPERIENCE



Network Rail's Asset Protection Customer Experience (ACE) Portal, is the centralised online interface for managing outside-party activities on or near the railway infrastructure.

Submit Your Enquiry

Enter details about your planned work near the railway (location, nature of work, timelines, traffic management plans, initial risk assessments, etc).

Initial Review by Network Rail

The local ASPRO team checks the submission and may request further details or a site visit.

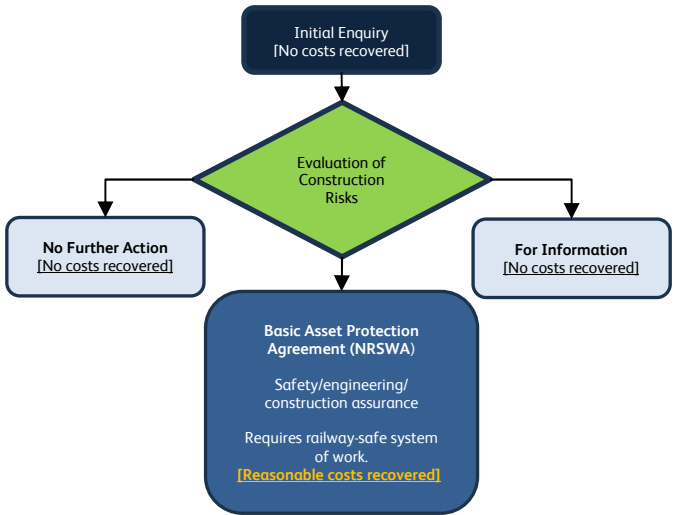
Receive Risk Assessment

Network Rail assesses safety risks and outlines what is required (e.g. assurance, permits, agreements).

Get Approval & Conditions – Carry out work safely

Receive formal permission to proceed, including any safety or legal requirements (e.g. BAPA/APA agreements). with any required Network Rail oversight.

SIMPLIFIED PROCESS MAP



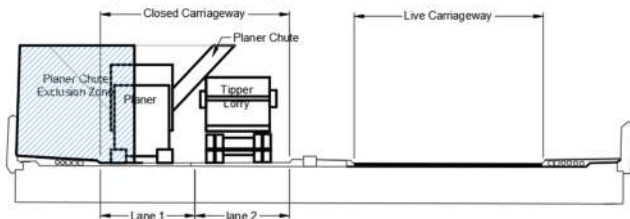
No Further Action: A letter of no objection will be issued when no additional steps are required for you to proceed with works.

For Information: RAMS or relevant documents will be submitted to Network Rail purely for informational purposes regarding planned works.

BAPA [NRSWA]: A Basic Asset Protection Agreement may be initiated if required, this enables Network Rail to recover reasonable costs for construction, engineering, safety assurance and administrative support.

EXAMPLE SCHEMES

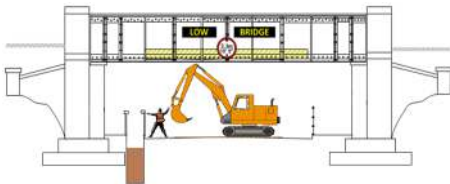
Third Party owned bridges



Local Authority planned resurfacing and waterproofing works. An evaluation of the works was carried out by NR Asset Protection. Based on the Information provided, (See 'for information' on above flow chart), the control measures in place mitigated the risks to the railway, therefore these works were fine to proceed with no further intervention from Network Rail and a BAPA was not required.

No costs were recovered for facilitating this works.

Network Rail owned bridges.



Statutory undertaker excavation works adjacent to structure foundation in footway / carriageway. An evaluation of the works was carried out by NR Asset Protection.

The evaluation determined this required engineering and construction assurance by NR AsPro therefore a BAPA was required to enable NR AsPro to support the works in the safe delivery whilst assuring the managed mitigation of risks to the operational infrastructure.

Costs were recovered for facilitating these works.

Summary

The requirement for a BAPA is determined by the level of risk associated with the planned works. While low-risk activities such as signing, lining, shallow excavations, and non-intrusive surveys may not require a BAPA.

Higher-risk works like parapet repairs, intrusive deck interventions, or temporary structures are more likely to trigger the need for one. Each case must be individually assessed by Network Rail Asset Protection to ensure appropriate safety and control measures are in place.

USEFUL INFORMATION



Please see some useful links below to find more information on ASPRO services and access our Asset Protection Customer Experience portal.

Network Rail Asset Protection

[NR Asset Protection - Webpage](#)

Asset Protection Customer Portal

[ACE Customer Portal](#)

ACE Quick Reference Guide

[Guidance](#)

Network Rail Route ASPRO Teams

Region	Email	Phone
Anglia	AssetProtectionAnglia@networkrail.co.uk	07752 468929
Central	assetprotectioncentral@networkrail.co.uk	0330 854 0274
Kent, Sussex, Wessex(London South East)	AssetProtectionSouthern@networkrail.co.uk	03308 540 648
North & East, East Coast (North & South)East Midlands	AssetProtectionEastern@networkrail.co.uk	07922 019905
West Coast Mainline South	AssetProtectionLNWSouth@networkrail.co.uk	<i>Not listed</i>
North West	AssetProtectionLNWNorth@networkrail.co.uk	0330 857 7772
Scotland	AssetProtectionScotland@networkrail.co.uk	07922 020801
Wales	AssetProtectionWales@networkrail.co.uk	0330 857 7288
Western	AssetProtectionWestern@networkrail.co.uk	0330 857 7127
High Speed 2	ASPRO_HS2@networkrail.co.uk	<i>Not listed</i>

To see the geographical areas each route covers please download the national contacts map that can be found in the notify us of third party/outside party works.

[National Contacts Map](#)



The purpose of this document is to act as guidance only. If you are unsure about any issue relating to the information given here, please contact Network Rail Asset Protection. In supplying this document, Network Rail makes no warranties, expressed or implied, that compliance with all or any documents it issues is sufficient on its own to check safe systems of work or operation.

Users are reminded of their own duties under Health & Safety Legislation

Asset Protection – June 2025 I

Revision 0.1